

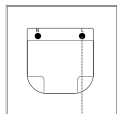
S5无线多模网关 说明书



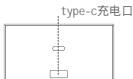
产品介绍

无线多模网关 S5是一款超小型家用的多协议网关，支持 Wi-Fi、Zigbee、SigMesh、单点，Beacon 和 Beacon Mesh 通信。通过连接到网关，可以实现与云端和 APP 的通信，允许用户轻松查看和控制每个网关下的智能设备。

提示：本产品仅限室内使用



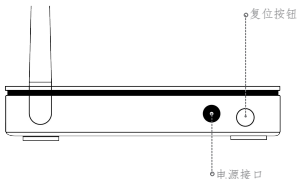
电源接口：
110V-240V~50Hz/60Hz



状态指示灯

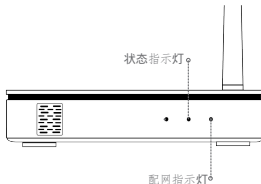
复位按钮

配网指示灯



复位按钮

电源接口



状态指示灯

配网指示灯

指示灯说明

一共两个指示灯，分别是配网指示灯和状态指示灯。灯光的不同状态表示不同的情况。
请参考下方的指示灯运行逻辑表格来确定当前设备的状态。

配网指示灯	熄灭	电源故障
	长亮	工作状态
	闪烁	等待子设备入网
状态指示灯	熄灭	网络未连接
	长亮	网络已连接
	闪烁	等待入网

提示：

复位按钮：长按5s恢复出厂设置，进入配网状态；

复位按钮：短按1s添加子设备；

电源接口：插入电源接口给该产品供电。

连接涂鸦智能APP

本产品已接入涂鸦，可通过涂鸦智能APP操控，并与其他产品互联互通。

扫描二维码，下载并安装涂鸦智能APP，已安装涂鸦智能APP的用户直接进入设备连接页。或在应用商店搜索“涂鸦智能”，下载并安装APP。打开涂鸦智能APP首页，在右上角点击“+”，进入“添加设备”页面，然后选择网关中控，然后选择有线网关，并按APP提示添加设备。



扫描二维码

下载“涂鸦智能APP”

提示：

添加网关前，请确保手机已连接到2.4GHz频段的Wi-Fi网络。

为了使连接更顺畅，请将手机尽量靠近网关，同时确保手机与网关处于同一个Wi-Fi网络。

由于涂鸦智能APP的升级与更新，实际操作可能与以上描述略有差异，请按照当前涂鸦智能APP内的指引进行操作。

产品中有害物质的名称及含量

部件名称	有害物质					
	铅 (PB)	汞 (HG)	镉 (CD)	六价铬 (CR (VI))	多溴联苯 (PBB)	多溴二苯醚 (PBDE)
塑胶件	○	○	○	○	○	○
五金件	○	○	○	○	○	○
电子元器件	○	○	○	○	○	○
配件	X	○	○	○	○	○

本表格依据SJ/T 11364的规定编制

○ 表示该有害物质在该部件所有均质材料中含量均在GB/T 26572规定的限量要求以下

X 表示该有害物质至少在该部件的某一均质材料中含量超出GB/T26572规定的限量要求。

售后服务及三包政策

涂鸦智能有线多模网关售后服务严格依据《中华人民共和国消费者权益保护法》、《中华人民共和国产品质量法》实行售后三包服务，服务内容如下：

保修政策

在三包有效期内，您可以依照本规定免费享受退货、换货、维修的服务，退货、换货、维修应当凭发票办理。

1. 签收次日起7天内无理由退货（电商购买渠道），由用户承担物流费用；
2. 本产品出现《产品性能故障表》所列性能故障的情况，经售后服务中心检测确定后，可免费享受如下服务。

服务类型	服务政策
退货	自签收次日起7天内产品质量原因退货
换货	自签收次日起15天内产品质量原因换货
维修	自签收次日起1年内产品质量原因维修

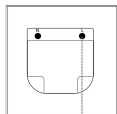
S5 Multimode Gateway Wireless version



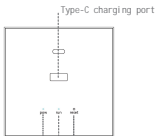
PRODUCT INTRODUCTION

The Wireless Multimode Gateway S5 is a ultra small home multi-protocol gateway that supports Wi Fi, Zigbee, SigMesh, single point, Beacon, and Beacon Mesh communication. By connecting to the gateway, communication with the cloud and APP can be achieved, allowing users to easily view and control smart devices undereach gateway.

Tip: This product is only for indoor use

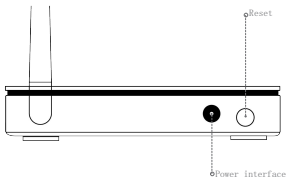


Power interface:
110V-240V-50Hz/60Hz

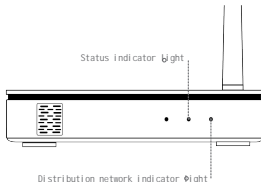


Status indicator light

Distribution network indicator
light



Power interface



Status indicator light

Distribution network indicator light

INDICATOR LIGHT DESCRIPTION

There are two indicators, namely distribution indicator and status indicator. Different states of the light indicate different situations. Refer to the indicator operation logic table below to determine the status of the current device.

Distribution network indicator light	lights out	Power failure
	Long bright	Operative mode
	flickering	Wait for the child device to enter the network
Status indicator light	lights out	The network is not connected
	Long bright	The network is connected
	flickering	Waiting for the net

Tip:

Reset button: long press 5s to restore the factory setting and enter the distribution network state;

reset button: short press 1s to add the subdevice;

power interface: insert the power interface to supply power to the product.

CONNECT TO THE TUYA SMART APP

This product has been connected with Smart Life, which can control the Smart device through Smart Life APP and interconnect with other products. Scan the QR code to download and install Smart Life APP. Users who have installed Smart Life APP will directly enter the device connection page. Or search the app store for "Smart Life" and download and install the app. Open the home page of Smart Life APP, click "+" in the upper right corner to enter the "Add Device" page, then select the gateway central control, then select the wired gateway, and add the device as prompted by the APP.



Scanning QR code
Download "Smart Life APP"

Tips:

Before adding this device, ensure that the mobile phone is connected to a 2.4GHz Wi-Fi network. For smooth connection, keep the mobile phone close to the gateway and ensure that the mobile phone and gateway are on the same Wi-Fi network.

Due to the upgrade and update of Smart Life APP, the actual operation may be slightly different from the above description. Please follow the instructions in the current Smart Life APP.

THE NAME AND CONTENT OF THE HAZARDOUS SUBSTANCE
IN THE PRODUCT

Part name	Harmful substances					
	PB	HG	CD	CR (VI)	PBB	PBDE
plastic	O	O	O	O	O	O
hardware	O	O	O	O	O	O
components	O	O	O	O	O	O
accessories	X	O	O	O	O	O

This table is prepared in accordance with SJ/T 11364

O Indicates that the content of the hazardous substance in all homogeneous materials of the part is below the limit requirements specified in GB/T 26572

X Indicates that the hazardous substance exceeds the limit requirements specified in GB/T26572 in at least one homogeneous material of the part.

AFTER-SALES SERVICE AND THREE GUARANTEES POLICY

Smart Life cable multi-mode gateway after-sales service is strictly in accordance with the "Consumer Rights and Interests Protection Law of the People's Republic of China" and "Product Quality Law of the People's Republic of China" to implement the after-sales service of three guarantees, the service content is as follows:

THE WARRANTY POLICY

Within the validity period of the three packages, you can enjoy the service of return, exchange and maintenance free of charge according to this regulation. Return, exchange and maintenance shall be handled by invoices.

1. If there is no reason to return goods within 7 days from the day after receipt (e-commerce purchase channel), the logistics cost shall be borne by the user;
2. In case of performance failure of this product listed in Product Performance Fault Table, the following services can be enjoyed free of charge after testing and confirmation by the service center after sale.

Service type	Service policy
Return of the goods	The goods can be returned for quality reasons within 7 days from the day after receipt
exchange	The products are exchangeable for quality reasons within 15 days from the day after receipt
maintenance	From the day after signing for 1 year, due to product quality reasons can be free maintenance