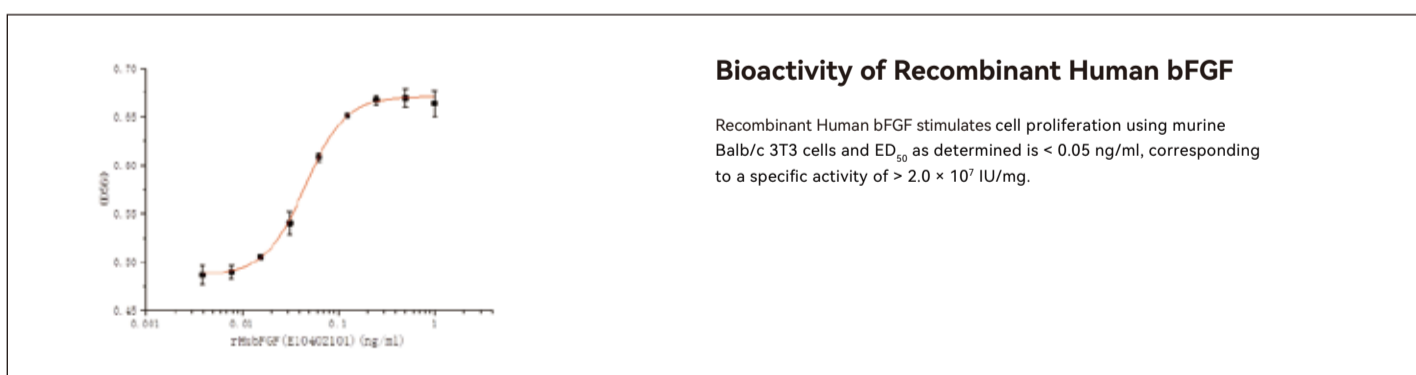
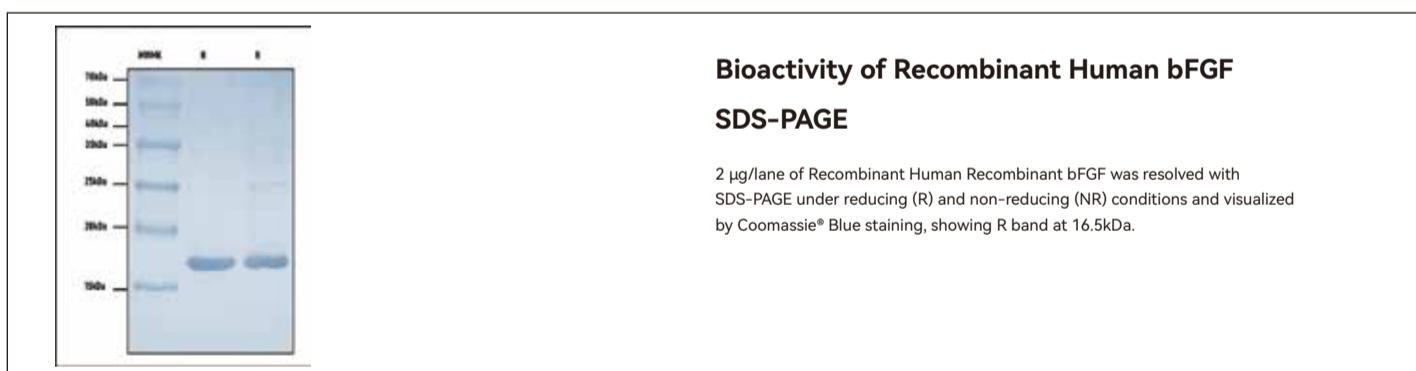
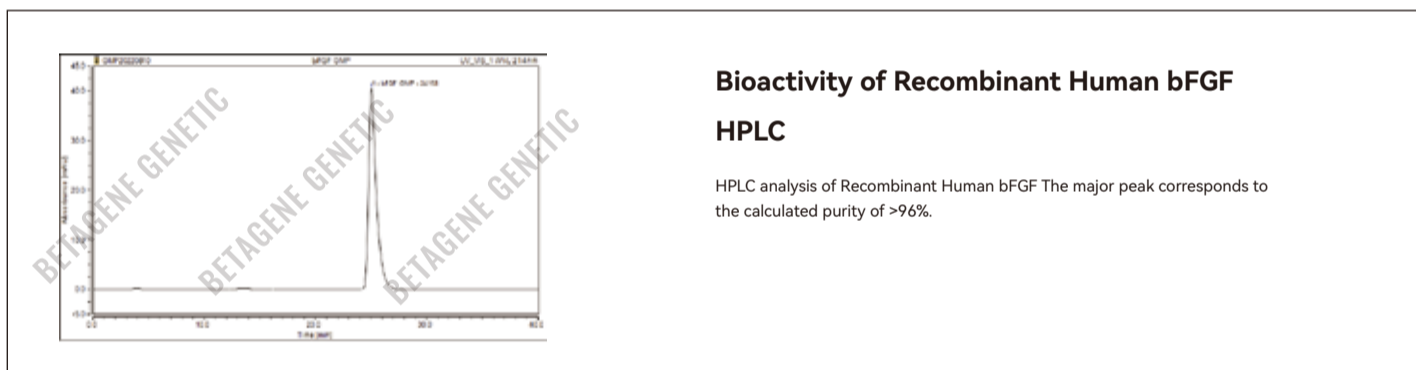




Recombinant Human bFGF Tag-Free GMP

Physical Appearance	Sterile Filtered White lyophilized (freeze-dried) powder.
Gene ID	2247
Description	bFGF is a growth factor and signaling protein encoded by the FGF2 gene. FGF family members possess broad mitogenic and cell survival activities, and are involved in a variety of biological processes, including embryonic development, cell growth, morphogenesis, tissue repair, tumor growth and invasion. In normal tissue, bFGF is present in basement membranes and in the subendothelial extracellular matrix of blood vessels. bFGF is a non-glycosylated, heparin-binding growth factor that is expressed in the brain, pituitary, kidney, retina, bone, testis, adrenal gland, liver, monocytes, epithelial cells and endothelial cells.
Catalog Number	GE02.1/GE02.2
Volumn	50µg/100µg
Source	E. coli
Molecular Weight	Approximately 16.5 kDa, 146 amino acids
AA Sequence	MPALPEDGGSGAFPPGHFKDPKRLYCKNGGFFLRHHPDGRVDGVREKSDPHIKLQLQAEERGVSISIKGVCANRYLAMKEDGRLLASKCVTDECFEER LESNNYNTYRSRKYTSWYVALKRTGQYKLGSKTGPQKAILFLPMSAKS
Purity (HPLC)	> 96%
Purity (SDS-PAGE)	> 96%
Biological Activity	Fully biologically active when compared to standard substance. The ED ₅₀ as determined by a cell proliferation assay using murine Balb/c 3T3 cells is less than 0.05 ng/ml, corresponding to a specific activity of > 2.0 × 10 ⁷ IU/mg
Host Cell DNA	<0.02 ng/µg of protein tested by DNA Fluorescent Staining method.
Host Cell Protein	<0.5 ng/µg of protein tested by ELISA.
Formulation	Lyophilized from 20mM Tris,150mM NaCl, 5% trehalose, 0.2‰ TWEEN-20, pH7.6
Sterility	Negative
Endotoxin	< 0.01EU/µg as determined by LAL gel-clot method.
Mycoplasma	Negative
Reconstitution	Before use this product, please read the direction below carefully. 1. This vial must be briefly centrifuged prior to opening to bring the contents to the bottom. 2. Reconstitute in a sterile aqueous buffer to an appropriate concentration. 3. Stock solutions should be apportioned into working aliquots and stored at ≤ -20 °C. Further dilutions should be made in appropriate buffered solutions.
Stability & Storage	For long term storage, the product should be stored ≤-20°C. Please avoid repeated freeze-thaw cycles after reconstitution. 1. At least 24 months from date of receipt, ≤-20 as supplied; 2. 1 month, 2 to 8 °C under sterile conditions after reconstitution; 3. 3 months, -20 to -70 °C under sterile conditions after reconstitution.
Shipping	The product is shipped at ambient temperature. Upon receipt, store it immediately at the temperature recommended.

DATA



CONTENTS

Product	Cat. No.	Amount	Storage	Shelf life
Recombinant Human bFGF (GMP-Grade)	GE02.1 GE02.2	50µg 100µg	≤-20°C	24 months

LIMITED WARRANTY

BETAGENE™ Genetic and/or its affiliate(s) warrant their products as set forth in the BETAGENE Genetic' General Terms and Conditions of Sale. If you have any questions, please contact our staff at SALES@betagene.com.

The information in this guide is subject to change without notice.

DISCLAIMER: TO THE EXTENT ALLOWED BY LAW, BETAGENE GENETIC INC. AND/OR ITS AFFILIATE(S) WILL NOT BE LIABLE FOR SPECIAL, INCIDENTAL, INDIRECT, PUNITIVE, MULTIPLE, OR CONSEQUENTIAL DAMAGES IN CONNECTION WITH OR ARISING FROM THIS DOCUMENT, INCLUDING YOUR USE OF IT.

Important Licensing Information: This product may be covered by one or more Limited Use Label Licenses. By use of this product, you accept the terms and conditions of all applicable Limited Use Label Licenses.

©2022 BETAGENE Genetic Inc. All rights reserved. All trademarks are the property of BETAGENE Genetic and its subsidiaries unless otherwise specified.

