

EUROPE  
EN17128

UK  
CA

CE

ABE



INTELLIGENT

SCOOTER

**MAX WHEEL**

Walmart  Supplier



Alibaba Website

WWW.MAXSCV.COM

NEW

# SERIES — T8

Scooter



Follow your  
heart

2023

+



WHEEL SIZE		10 INCH
SINGLE MOTOR		800W-1000W
DUAL MOTOR		800W*2-1000W*2
MAX SPEED		40KM/H [speed adjustable]
RANGE		40-60KM
MAX LOAD		120KG
CHARING TIME		5-6H
MAX CLIMBING		25°
BATTERY		48V 10-20AH
PRODUCT SIZE		1267*633*1235MM
N.W/G.W		27KG/30KG

FEATURES:  Double Disc brake  
 Front& Rear Suspension  
 Two big headlights

NEW

# SERIES T8B

Scooter

Follow your  
heart

2023

+



WHEEL SIZE		10 INCH
SINGLE MOTOR		800W-1000W
DUAL MOTOR		800W*2-1000W*2
MAX SPEED		40KM/H [speed adjustable]
RANGE		40-80KM
MAX LOAD		120KG
CHARING TIME		5-6H
MAX CLIMBING		25°
BATTERY		48V 10-20AH
PRODUCT SIZE		1226*633*1235MM
N.W/G.W		22KG/25KG

- FEATURES:
- ✓ Handlebar with turn signal
  - ✓ Anti collision design of tail lamp
  - ✓ Big motor power



# E9PRO

WHEEL SIZE		8.5-10 INCH
MOTOR POWER		250-350W
MAX SPEED		25KM/H
RANGE		20-30KM
MAX LOAD		120KG
CHARING TIME		4-5H
MAX CLIMBING		15°
BATTERY		36V 6/10A
PRODUCT SIZE		1140*430*1150MM
N.W./G.W		12/14KG

OPTIONAL:



Honeycomb tyre



Pneumatic tyre



Front suspension



Rear suspension



# E9D

WHEEL SIZE		8.5-10 INCH
MOTOR POWER		250-350W
MAX SPEED		25KM/H
RANGE		20-30KM
MAX LOAD		120KG
CHARING TIME		4-5H
MAX CLIMBING		15°
BATTERY		36V 6/7.5/10/15A
PRODUCT SIZE		1100*430*1150MM
N.W./G.W		13/15KG

OPTIONAL:



Honeycomb tyre



Pneumatic tyre



Front suspension



Rear suspension



# E9T

WHEEL SIZE		8.5-10 INCH
MOTOR POWER		250-350W
MAX SPEED		25KM/H
RANGE		30KM
MAX LOAD		120KG
CHARING TIME		4-5H
MAX CLIMBING		15°
BATTERY		36V 6/7.5/10A
PRODUCT SIZE		1160*430*1150MM
N.W./G.W		13/16KG

OPTIONAL:



Honeycomb tyre



Pneumatic tyre



Front suspension



Rear suspension



# E9G

WHEEL SIZE		10 INCH
MOTOR POWER		250-350W
MAX SPEED		25KM/H
RANGE		30KM
MAX LOAD		120KG
CHARING TIME		4-5H
MAX CLIMBING		15°
BATTERY		36V 7.5/10/15A
PRODUCT SIZE		1100*430*1150MM
N.W./G.W		14/16KG

OPTIONAL:



Honeycomb tyre



Pneumatic tyre



Front suspension



Rear suspension

Scooter  
SERIES

E11



2023  
+

WHEEL SIZE		8.5 INCH
MOTOR POWER		250-400W
MAX SPEED		25KM/H
RANGE		30KM
MAX LOAD		120KG
CHARING TIME		5-6H
MAX CLIMBING		15°
BATTERY		36V/6.0AH/7.5AH
PRODUCT SIZE		1080*430*1190MM
N.W/G.W		13KG/15KG

FEATURES:  Magnesium alloy material  
 Streamline design  
 Wire Hidden Design




Scooter  
SERIES

T10A



Follow your  
heart  
—

WHEEL SIZE		10 INCH
MOTOR POWER		500W
MAX SPEED		45KM/H [speed adjustable]
RANGE		40KM
MAX LOAD		120KG
CHARING TIME		8-10H
MAX CLIMBING		15°
BATTERY		48V/10AH/14.5AH
PRODUCT SIZE		1194*510*1263MM
N.W/G.W		23KG/27KG

FEATURES:  Integrated frame  
 Optional Front and rear turn signal lamps  
 Installable license plate

Scooter  
SERIES

# E12

2023  
+



WHEEL SIZE		8.5-10 INCH
MOTOR POWER		250-400W
MAX SPEED		25KM/H
RANGE		35KM
MAX LOAD		120KG
CHARING TIME		5-6H
MAX CLIMBING		15°
BATTERY		36V/6.0AH/7.5AH
PRODUCT SIZE		1080*430*1190MM
N.W/G.W		13KG/15KG

- FEATURES:
- ✔ Quick removal and replacement batteries
  - ✔ USB interface can charge the phone
  - ✔ Safety brake with Electronic brake+Disc brake +Foot brake

Scooter  
SERIES

# E13

Follow your  
heart  
—



WHEEL SIZE		10 INCH
MOTOR POWER		500W
MAX SPEED		40KM/H [speed adjustable]
RANGE		40-80KM
MAX LOAD		120KG
CHARING TIME		8-11H
MAX CLIMBING		15°
BATTERY		36V 20AH
PRODUCT SIZE		1100*485*1223MM
N.W/G.W		23KG/26KG

- FEATURES:
- ✔ Quick removal and replacement batteries
  - ✔ Max Long range 120KM
  - ✔ Installable license plate

NEW

# SERIES T4

Scooter

Follow your  
heart

2023

+



WHEEL SIZE		10 INCH
SINGLE MOTOR		500W-800W
DUAL MOTOR		500W*2-800W*2
MAX SPEED		45KM/H
RANGE		40-60KM
MAX LOAD		150KG
CHARING TIME		5-6H
MAX CLIMBING		15°
BATTERY		48V 12.5/15/18/20AH
PRODUCT SIZE		1200*620*1260MM
N.W/G.W		22/26KG

FEATURES:  Height adjustable design  
 Super fast, rourbust&long range scooter



## COMPANY PROFILE

ZHEJIANG YULUN TECHNOLOGY CO.,LTD (MAXWHEEL), Established in 2005, It's a manufacturing factory which integrated with design, development, production and marketing . After years of development, the company isconstantly expanding the scale, rich product lines.Our main products include Golf trolley, balance scooter, electric scooter,electric skateboard and any other out-door max products. We hope to make progress with clients from all over the world, welcome to visit our company and contact with us for establishing good bussiness relationship!

- **Mission** : Make our transportation and life more convenient
- **Vision** : To be the global leader in new intelligent vehicles
- **Value** : Integrity , innovation , responsibility

### EXHIBITION



### TESTING EQUIPMENT

